

Technical drawing of a reinforced concrete slab cross-section and reinforcement layout. The drawing shows a cross-section of a slab with a width of 80 cm and a height of 14 cm. The reinforcement consists of top bars (labeled 1) and bottom bars (labeled 7). The bottom bars are spaced at 14 cm. The drawing is labeled with circled numbers 1, 7, 24, and 3. A dimension line at the bottom indicates a length of 80 cm.

Technical drawing of a reinforced concrete slab, showing dimensions and reinforcement details.

**Overall Dimensions:**

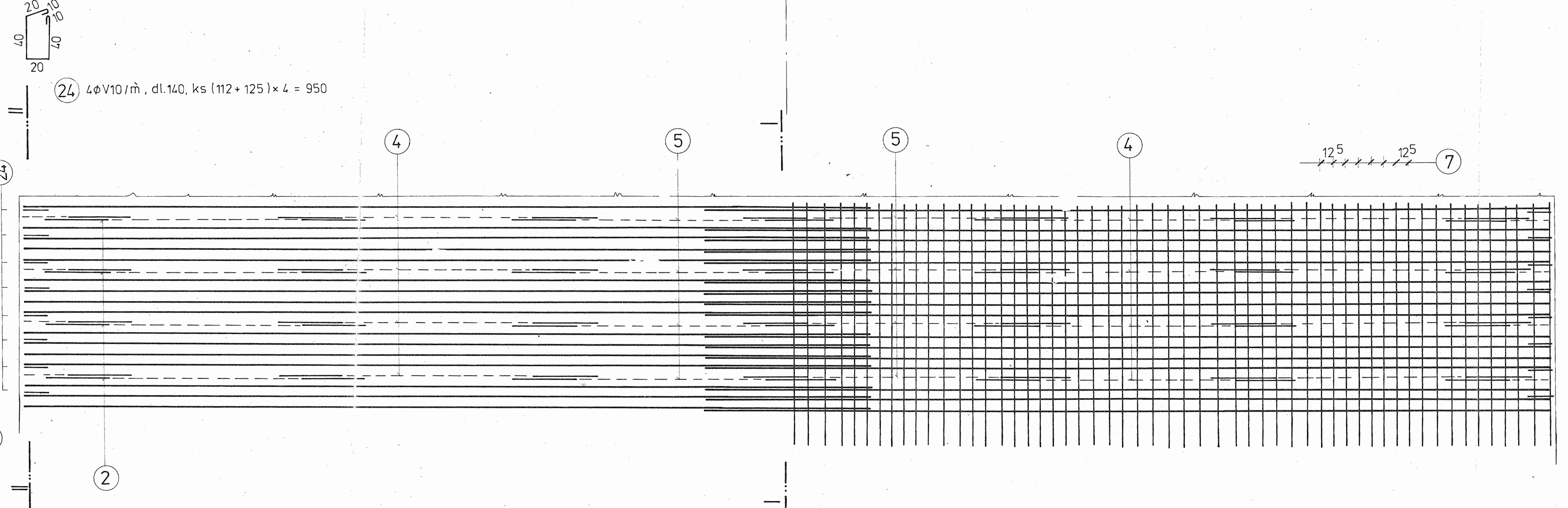
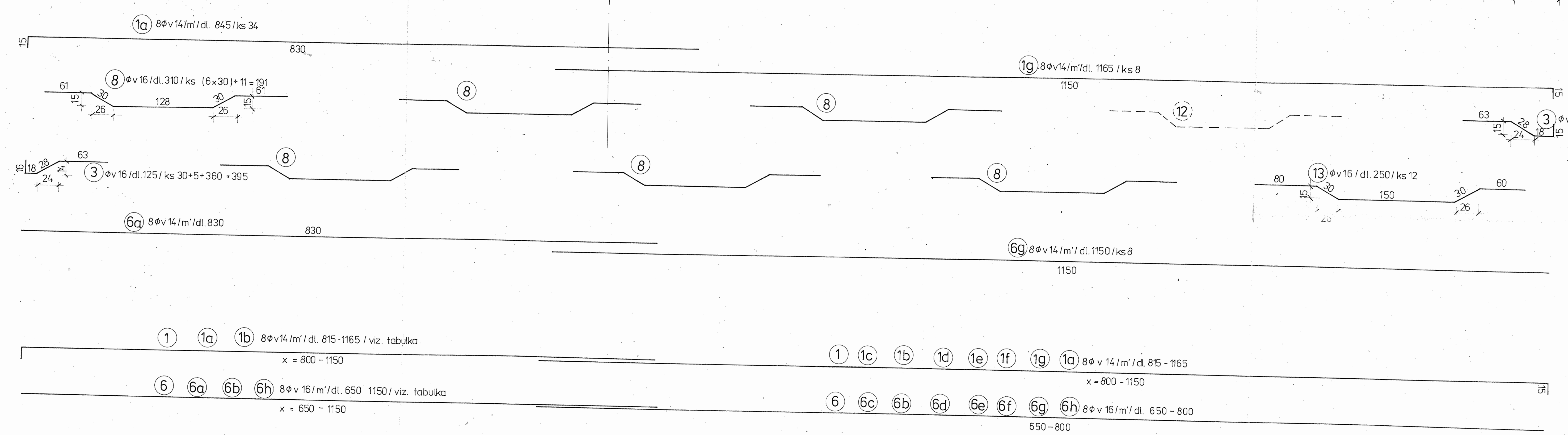
- Span: 14.50 m
- Width: 2.00 m

**Reinforcement Details:**

- Top Reinforcement (1):** 8  $\phi$  v 14 / m' / dl. 815 / ks  $(87,5 \times 8) \times 7 + (22 \times 4) + (8 \times 7) = 1520$
- Bottom Reinforcement (2):** 2  $\phi$  v 16 / dl. 310 / ks  $2 \times (87,5 \times 2) + (5 \times 2) = 360$
- Bottom Reinforcement (3):** 2  $\phi$  v 16 / dl. 125 / (87,5  $\times$  2)  $\times$  2 + (5  $\times$  2) = 395
- Bottom Reinforcement (4):** 2  $\phi$  v 16 / dl. 310 / ks  $2 \times (87,5 \times 2) + (5 \times 2) = 360$
- Bottom Reinforcement (5):** 2  $\phi$  v 16 / dl. 310 / ks  $2 \times (87,5 \times 2) + (5 \times 1) = 355$
- Bottom Reinforcement (6):** 8  $\phi$  v 16 / m' / dl. 800 / ks 1520

**Dimensions and Spacing:**

- Span: 14.50 m
- Width: 2.00 m
- Reinforcement spacing: 128, 117, 102, 80, 60, 40, 20, 10, 5, 2, 1


$$3700 + 2 \times 1600 = 6900 / \text{ks} [6 \times 17 \times 10] = 224 + 10 \% = 7600$$
[illegible]

019 (1)

profil	délka x	x + 15	ks
1	800	815	1520
1a	830	845	34
1b	900	915	28
1c	850	865	16
1d	960	975	16
1e	1030	1045	16
1f	110	1125	16
1g	1150	1165	8

profil	délka	ks
6	800	1520
6a	830	34
6b	900	28
6c	850	16
6d	960	16
6e	1030	16
6f	1110	16
6g	1150	8
6h	650	26-12

16 (15)

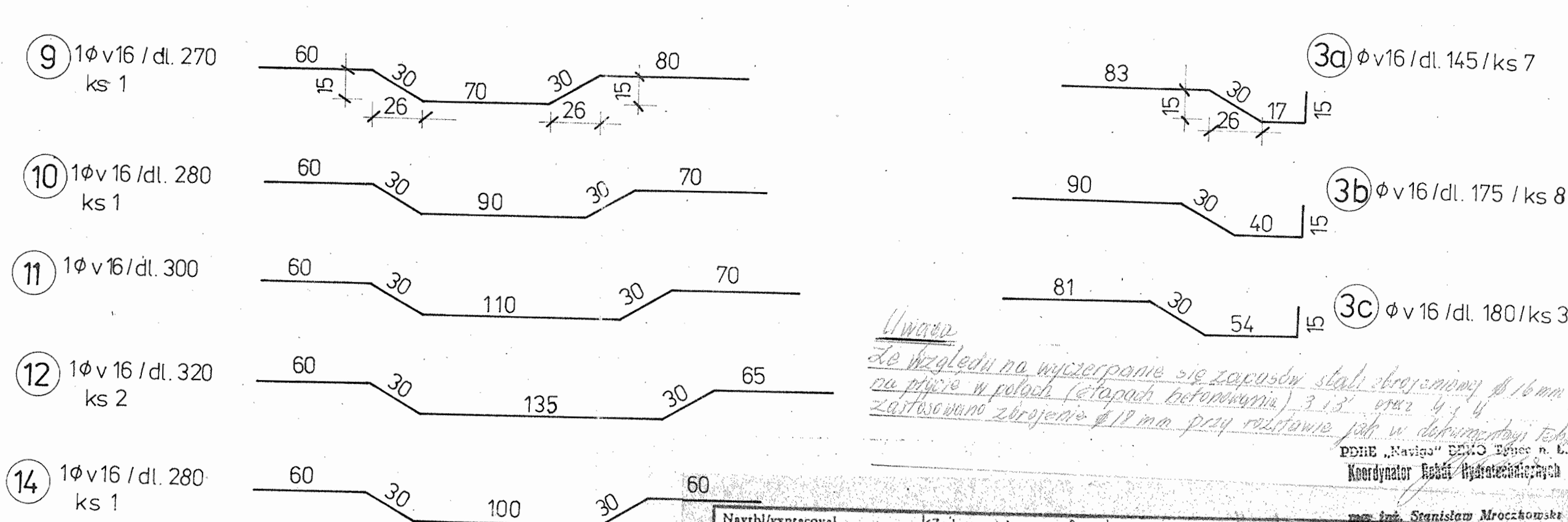
profil	délka [cm]	ks
a	1200	1
b	1145	1
c	1050	1
d	950	1
e	895	1
f	835	1
g	720	1
h	670	1
i	615	1
j	550	1
k	450	1
l	395	1
m	330	1
n	265	1


celková délka 1010m

14 (16)

profil	délka /cm/	ks
16a	1215	1
b	1160	1
c	1065	1
d	965	1
e	910	1
f	850	1
g	735	1
h	685	1
i	630	1
j	565	1
k	465	1
l	410	1
m	345	1
n	280	1

celková délka 103,0 m



Ing. Brklj <i>Brklj</i>	Záloh. projektant	Ved. celého	
Ing. Červenka	Ing. Brklj	ing. Vrážek CSc.	
Ing. Kralík	III. int. projekt	Techn. kontrola	
Brkljovsk <i>Brklj</i>	Ing. Brklj	ing. Štielovský	
Ing. Střelcovský			
MNV Týnská 11, Lázně Labe	OVN Kolín		
	KISS Praha		
MOST PŘES LABE V TÝNCI NAD LABEM MOST PŘES LABE			Termín: 1977 Datum: 1977 Stavení: 72 583 Archiv číslo: 72 583 Stupeň: 4
Titulka			